BirdNirds, Inc.

NASDAWN: NIRD

# 2026 Annual Report

Fiscal year ended September 26, 2026 · our first 177 days in business

**147,175** confirmed detections booked

*Always listening.*



CONTENTS


01 Letter to shareholders

02 Financial highlights

03 Statement of detections

04 Share performance

05 Monthly revenue

06 Revenue by account

07 Segment reporting

08 Board of directors

09 Operations around the clock

10 Shift schedules

11 Punctuality report

12 Headcount

13 Talent pipeline

14 Key accounts

15 Audit quality

16 Sales pipeline

17 Employee recognition

18 Contractors and unverified claims

19 Risk factors

20 Outlook

21 Employee directory

22 Appendix: full roster

23 Independent auditor's report

FROM THE CHAIRMAN

## Letter to shareholders

Dear fellow BirdNirds,

It is my privilege to report on BirdNirds, Inc.'s first fiscal year, a short one: 177 days, from our founding on Apr 3 to Sep 26. Over that time the company booked **147,175 confirmed detections** from **107 species**, an average of 937 for every day we were open. We did it with one microphone, one Raspberry Pi and no marketing budget.

Our business is concentrated, and I won't pretend otherwise. Three accounts, California Towhee, California Scrub-Jay and Cassin's Kingbird, generated **63%** of revenue. The Towhee alone delivered 38%, including a single-day record of 2,115 on Apr 26.

Mornings remain our core franchise: **29%** of all detections came between 5 and 7 AM. Our overnight desk is small (2.3% of revenue) but loyal: Great Horned Owls handle 92% of it, and they set a record of 631 detections on Aug 15.

We had setbacks. Operations went dark for 20 days (May 18–24 and Jun 3–15). The board has asked what the birds said during the outage. We don't know.

Q3 revenue grew **18%** over Q2 to 79,663, although revenue per operating day eased from 978 to 905 as the spring chorus wound down. We said goodbye to seasonal staff, including Pacific-slope Flycatcher (last heard Jul 22), and in the final week welcomed White-crowned Sparrow and Golden-crowned Sparrow, who we expect to stay through winter.

Thank you for your continued support, and for listening.

*Pi*

Raspberry Pi 4B
Chairman & Chief Listening Officer

FISCAL 2026

# Financial highlights

Revenue is confirmed detections: sounds BirdNET identified at 70% confidence or better.
Every number in this report is real; only the corporate structure is invented.

| | | | | |
|---|---|---|---|---|
| Revenue<br>**147,175**<br>confirmed detections | Species on payroll<br>**107**<br>58 with 10+ detections | Revenue per day<br>**937**<br>per operating day | Uptime<br>**88.7%**<br>157 of 177 days | Record day<br>**Apr 26**<br>2,438 detections |
| Peak hour<br>**6 AM–7 AM**<br>22,536 detections | Top-3 concentration<br>**63.5%**<br>share of revenue | Lead conversion<br>**15.7%**<br>145,616 of 925,128 hits | Median confidence<br>**83%**<br>audit score | Audio assets<br>**58,713**<br>clips on file · 19.9 GB |
| Q3 vs Q2<br>**+18%**<br>67,512 → 79,663 | Year over year<br>**n/m**<br>first year in business | | | |

FINANCIAL STATEMENTS

# Consolidated statement of detections

Results by quarter, unaudited (see the auditor's report). Year-over-year comparisons are not meaningful because this is our first year.

| | Q2<br>Apr–Jun | Q3<br>Jul–Sep | FY26<br>Full year |
|---|---|---|---|
| **Revenue** | | | |
| Songbird Group | 57,984 | 56,569 | 114,553 |
| Quail & Dove Holdings | 5,674 | 12,491 | 18,165 |
| Night Operations | 814 | 4,865 | 5,679 |
| Woodpecker Construction | 1,884 | 3,241 | 5,125 |
| Hummingbird Aviation | 593 | 1,856 | 2,449 |
| Raptor Security | 473 | 464 | 937 |
| Water & Shore Logistics | 90 | 177 | 267 |
| **Total revenue** | **67,512** | **79,663** | **147,175** |
| **Operations** | | | |
| Operating days | 69 | 88 | 157 |
| Revenue per operating day | 978 | 905 | 937 |
| Active species | 83 | 92 | 107 |
| New species hired | 83 | 24 | 107 |
| **Pipeline** | | | |
| Unconverted leads | 343,286 | 436,226 | 779,512 |
| Conversion rate | 16.1% | 15.4% | 15.7% |

Q2 runs Apr 3–Jun 30 and includes both outages; Q3 runs Jul 1–Sep 26. Both are partial quarters. Near misses have been tracked since Apr 6, and conversion is measured from that date.

MARKET DATA

## NIRD share performance

NIRD trades on daily detections. Each candle is one week: the body runs from the first day's count to the last, and the wicks reach the week's best and worst days. Trading was halted during the outages.

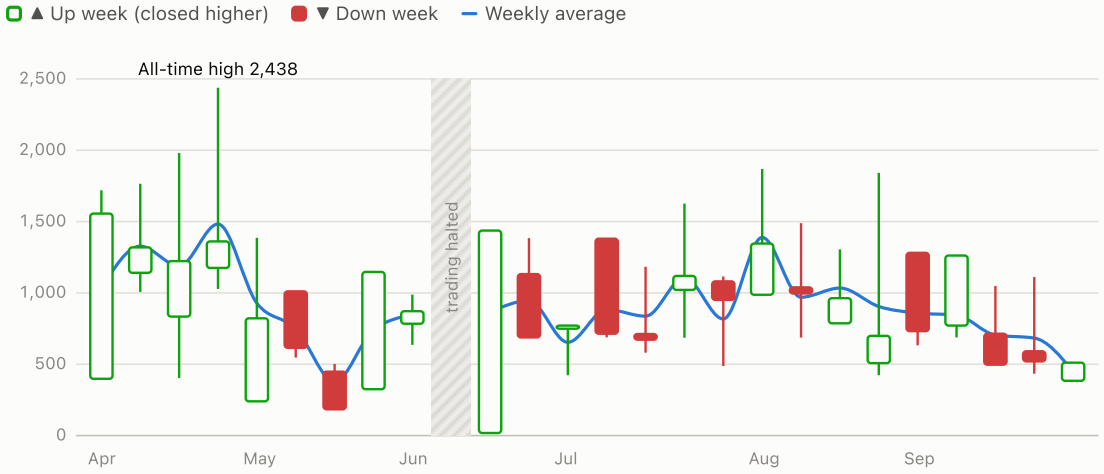


REVENUE

## Monthly revenue

April was our biggest month (35,183 in 28 days). Revenue per operating day, printed under each bar, is the fairer comparison because of the outages: it ran from 1,257 in April down to 726 in September. The first and last months are partial.

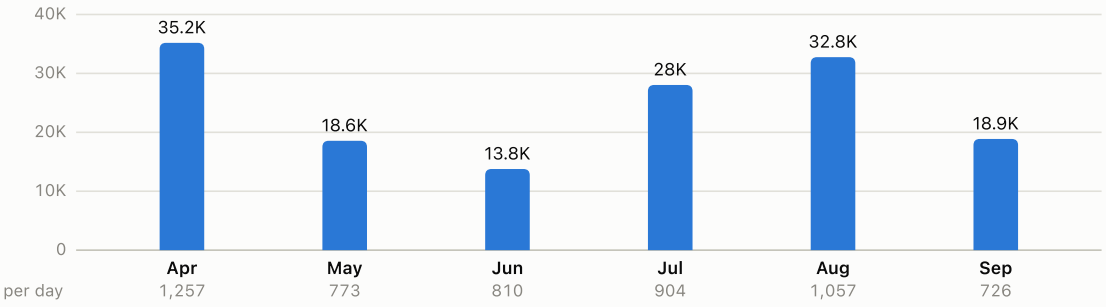


**Every trading day**

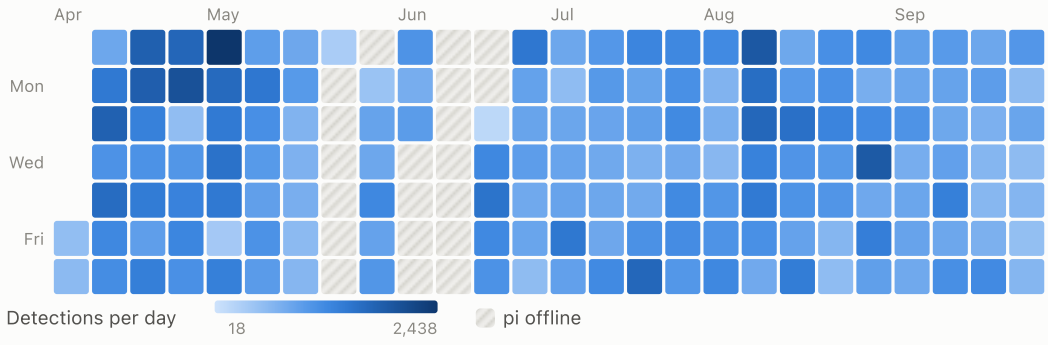


REVENUE

## Revenue by account

107 accounts, but the top three (California Towhee, California Scrub-Jay and Cassin's Kingbird) supply 63% of revenue. The scale is logarithmic: each gridline is 10× the one before. Tap any account to open its file.

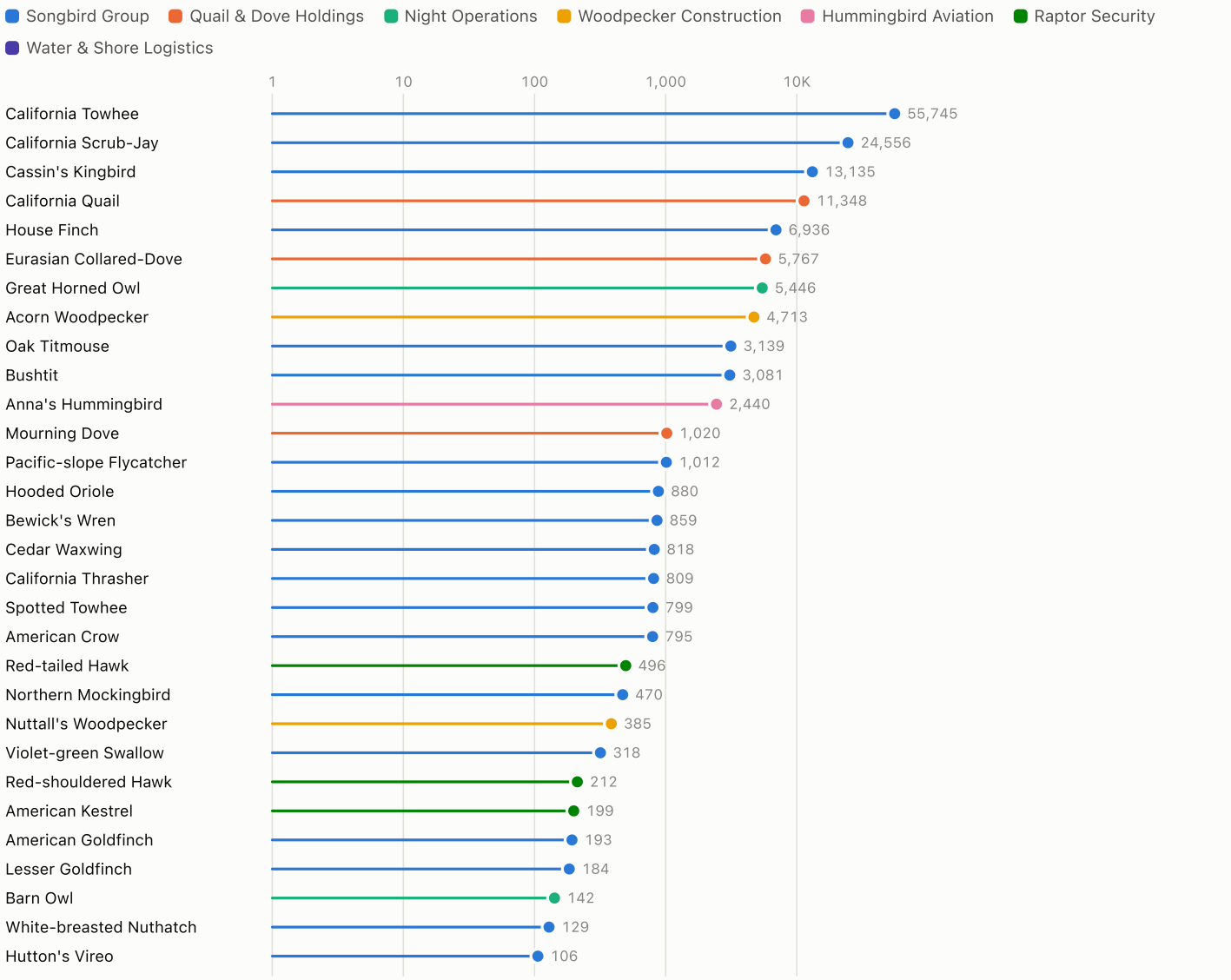

SEGMENTS

# Segment reporting

The company runs seven divisions. Box area is proportional to detections.

Songbird Group · Quail & Dove Holdings · Night Operations · Woodpecker Construction · Hummingbird Aviation · Raptor Security · Water & Shore Logistics

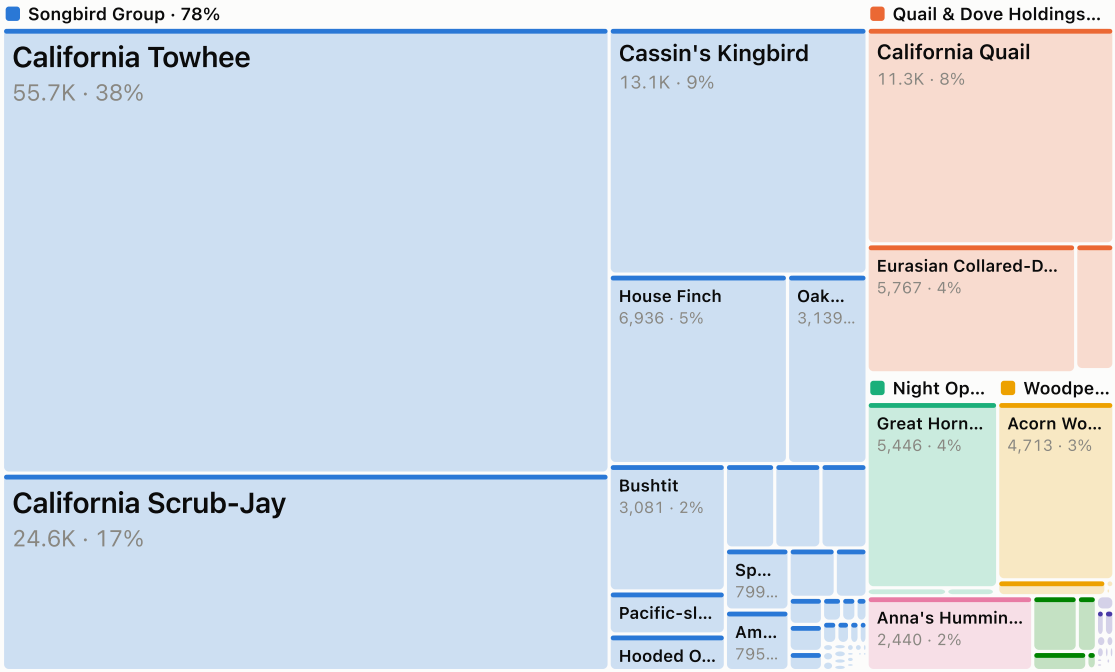


| Division | Revenue | Share | Q2→Q3 |
|---|---|---|---|
| Songbird Group<br>62 species · top: California Towhee | 114,553 | 78% | −2% |
| Quail & Dove Holdings<br>5 species · top: California Quail | 18,165 | 12% | +120% |
| Night Operations<br>4 species · top: Great Horned Owl | 5,679 | 4% | +498% |
| Woodpecker Construction<br>6 species · top: Acorn Woodpecker | 5,125 | 3% | +72% |
| Hummingbird Aviation<br>3 species · top: Anna's Hummingbird | 2,449 | 2% | +213% |
| Raptor Security<br>5 species · top: Red-tailed Hawk | 937 | 0.6% | −2% |
| Water & Shore Logistics<br>22 species · top: Whimbrel | 267 | 0.2% | +97% |
| **Total** | **147,175** | **100%** | **+18%** |

GOVERNANCE

# Board of directors

Each division's top earner holds a board seat. The portraits are spectrograms of each director's best recording (0–12 kHz, time left to right); press ▶ to hear them speak.

CHAIR OF THE BOARD · SONGBIRD GROUP

**California Towhee**

55,745 detections · 38% of revenue




PRESIDENT · QUAIL & DOVE HOLDINGS

**California Quail**

11,348 detections · 8% of revenue

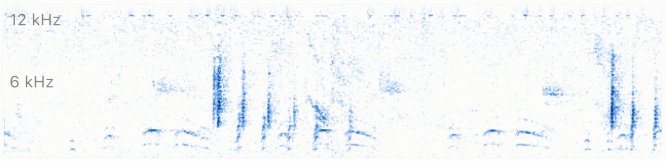


CHIEF NIGHT OFFICER

**Great Horned Owl**

5,446 detections · 4% of revenue

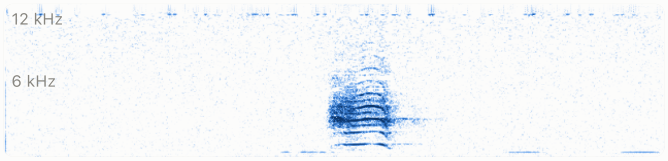


CEO · WOODPECKER CONSTRUCTION

**Acorn Woodpecker**

4,713 detections · 3% of revenue

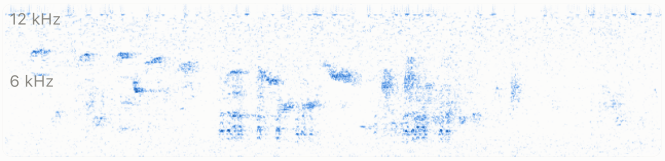


CHIEF AVIATION OFFICER

**Anna's Hummingbird**

2,440 detections · 2% of revenue




HEAD OF RAPTOR SECURITY

**Red-tailed Hawk**

496 detections · 0.3% of revenue

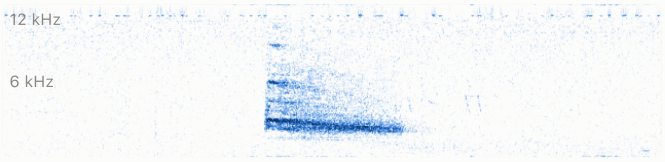


DIRECTOR · WATER & SHORE LOGISTICS

**Whimbrel**

54 detections · <0.1% of revenue



OPERATIONS

## Operations around the clock

Each column is one trading day and each row is 15 minutes, with midnight at the top. The morning rush is the densest band, just above the sunrise line; 29% of all revenue arrives between 5 and 7 AM. In April it opens up to 90 minutes before sunrise, and nearly all of that early business is California Towhees. The overnight desk is 92% Great Horned Owl, with a burst of activity Aug 11–15.

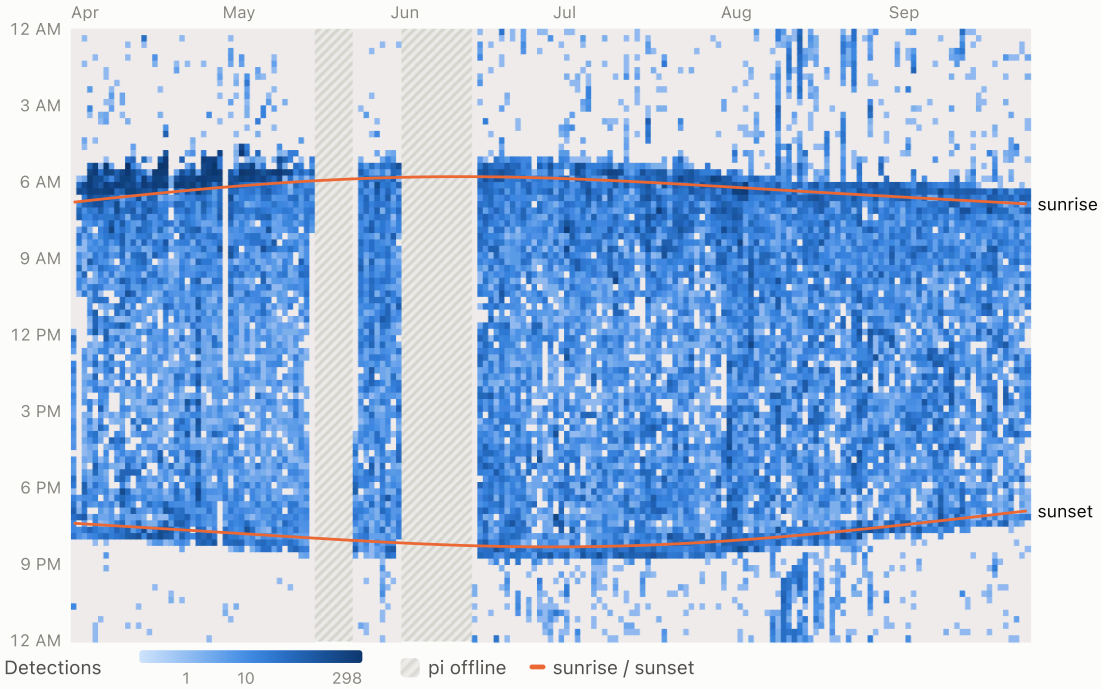


OPERATIONS

## Shift schedules

One row per employee with 40 or more detections, shaded by the share of its work done in each hour and sorted from the morning crew to the night shift.

night  daylight (season median)

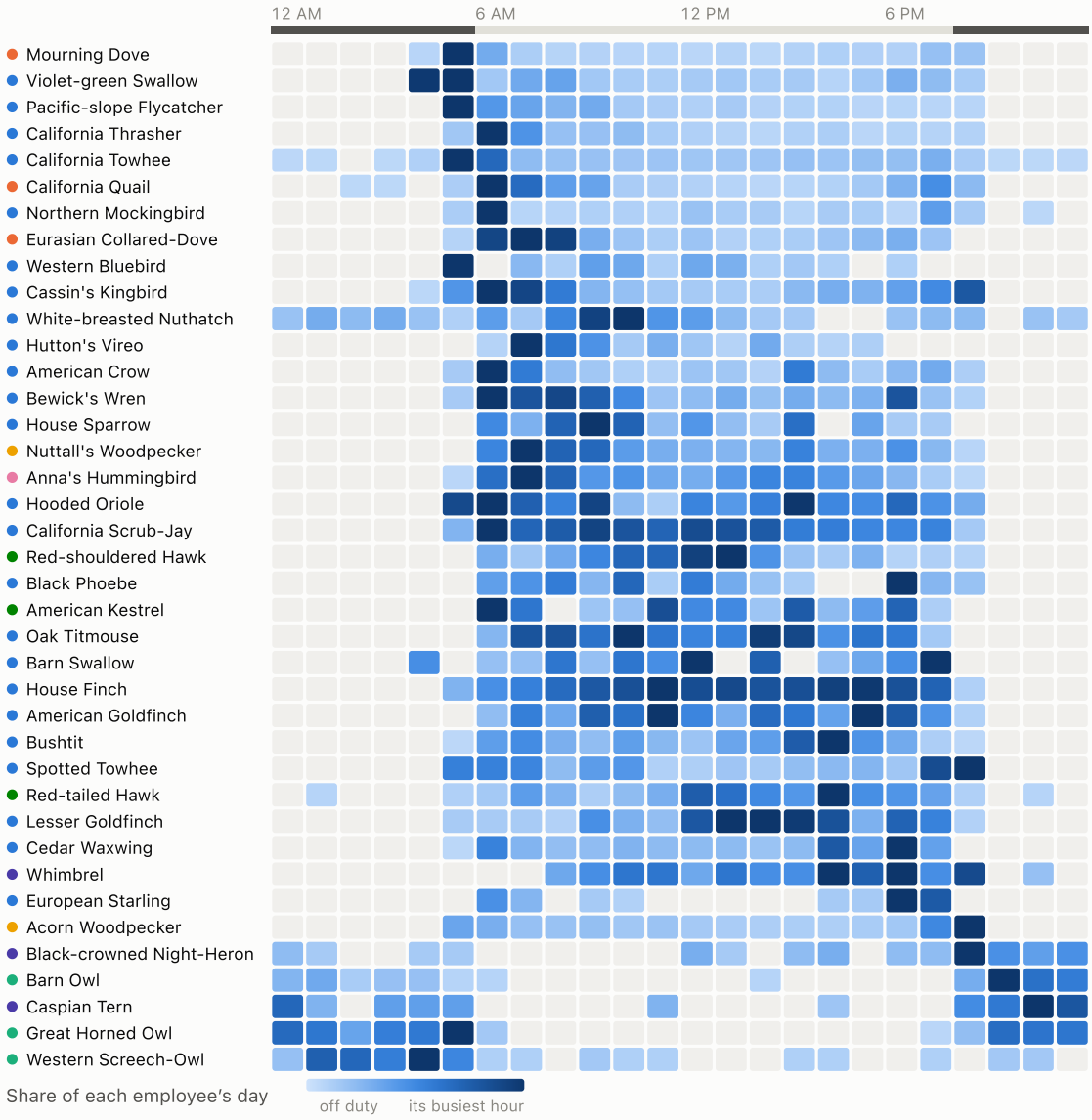


HUMAN RESOURCES

## Punctuality report

When each employee clocks in, measured against that morning's sunrise (employees heard on 40 or more mornings). Mourning Doves and California Towhees arrive about half an hour early. Staff who call less often look "late" partly because they're heard less.

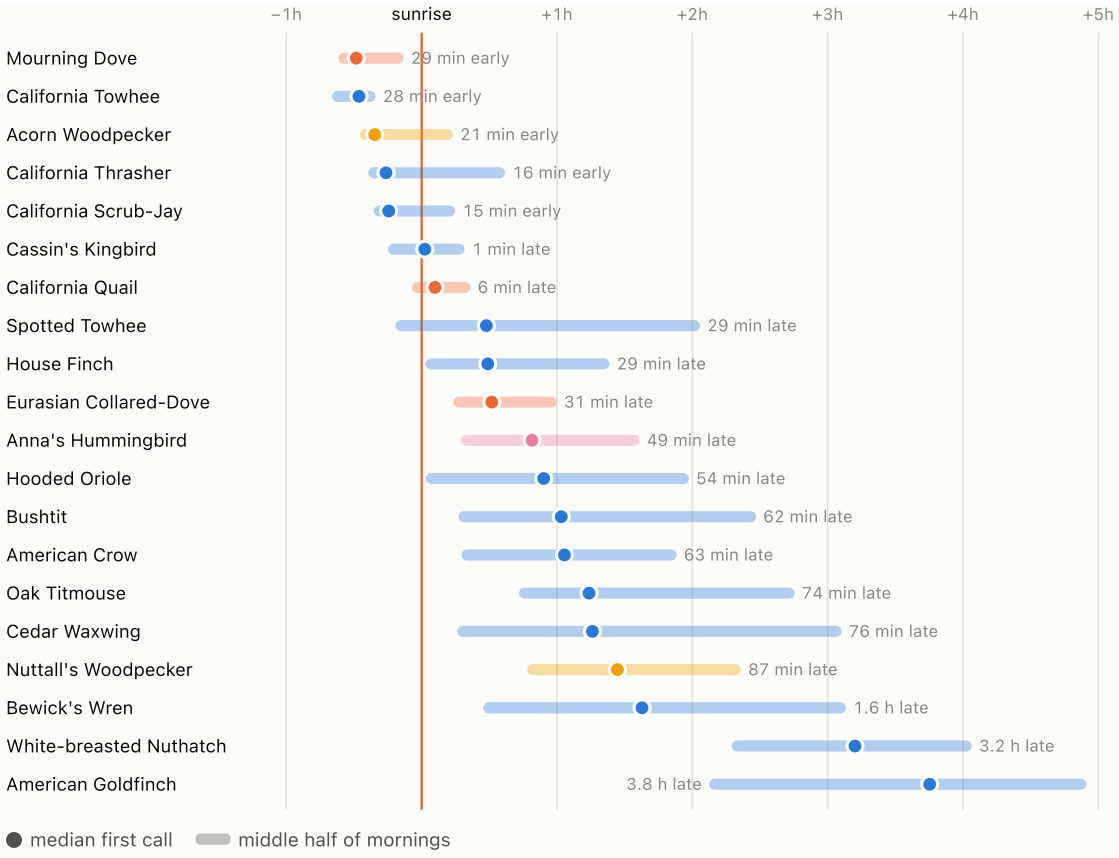


HUMAN RESOURCES

## Headcount

18 species on day one, 47 by Apr 10 and 107 by year-end. Hiring slowed after the spring rush, picked up a little in July, and finished with two winter hires in the last week.

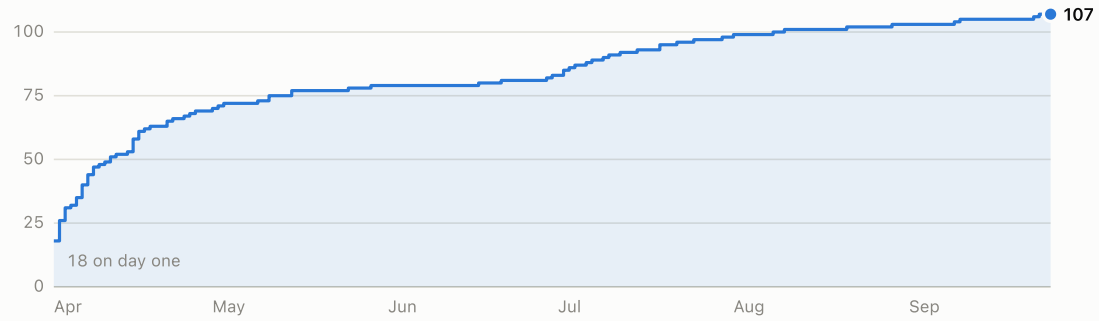


**Daily attendance: species heard per day**

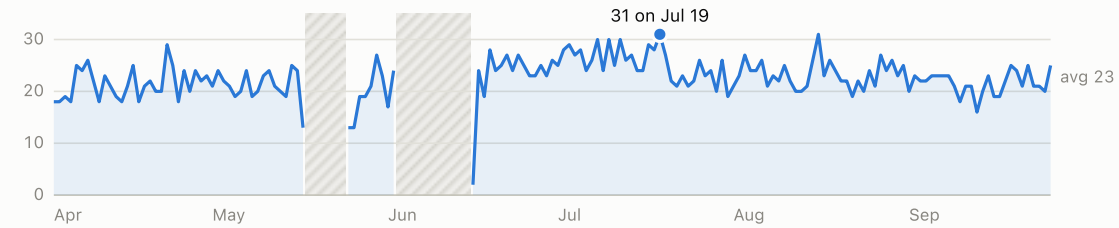


HUMAN RESOURCES

## Talent pipeline

Weekly presence for the 58 employees with 10 or more detections; darker means the bird was heard on more days that week. Seasonal staff are at the top: Wilson's Warbler (last seen May 6), Violet-green Swallow (Jul 17) and Pacific-slope Flycatcher (Jul 22). The permanent workforce fills the middle, and late-season hires like California Thrasher and Northern Mockingbird sit at the bottom.



REVENUE

# Key accounts, day by day

Daily detections (shaded) with a 7-day average (line) for the 12 largest accounts. Each panel has its own scale. The Towhee peaked in April, while Cassin's Kingbird (Aug 2–4), the Scrub-Jay and the Great Horned Owl (Aug 15) all surged in August.

**California Towhee**
55,745 total · peak 2,115/day

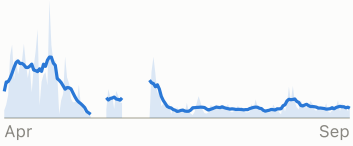


**California Scrub-Jay**
24,556 total · peak 946/day

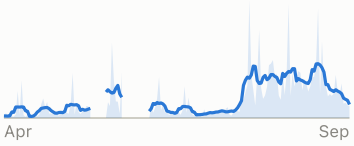


**Cassin's Kingbird**
13,135 total · peak 1,017/day

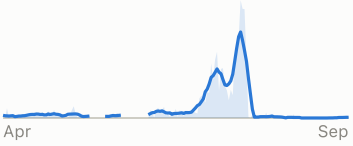


**California Quail**
11,348 total · peak 442/day

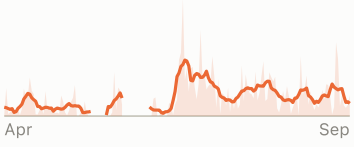


**House Finch**
6,936 total · peak 218/day

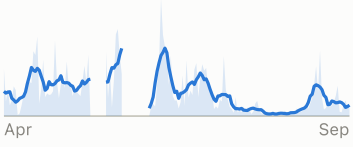


**Eurasian Collared-Dove**
5,767 total · peak 340/day

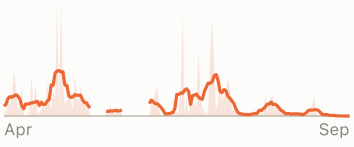


**Great Horned Owl**
5,446 total · peak 631/day

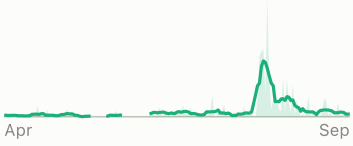


**Acorn Woodpecker**
4,713 total · peak 170/day

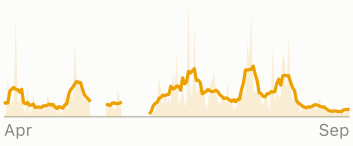


**Oak Titmouse**
3,139 total · peak 163/day

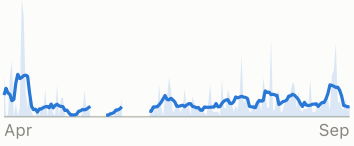


**Bushtit**
3,081 total · peak 133/day

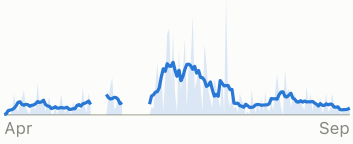


**Anna's Hummingbird**
2,440 total · peak 113/day

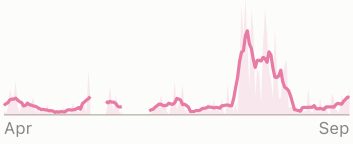


**Mourning Dove**
1,020 total · peak 66/day

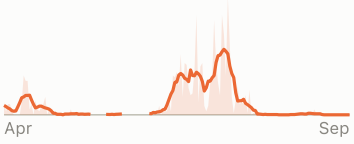

CONTROLS

# Audit quality

Revenue is only recognized at 70% confidence or higher, and the median is 83%. Some accounts are reliably easy to verify, like American Kestrel and California Quail. House Finch and the goldfinches sit close to the line.

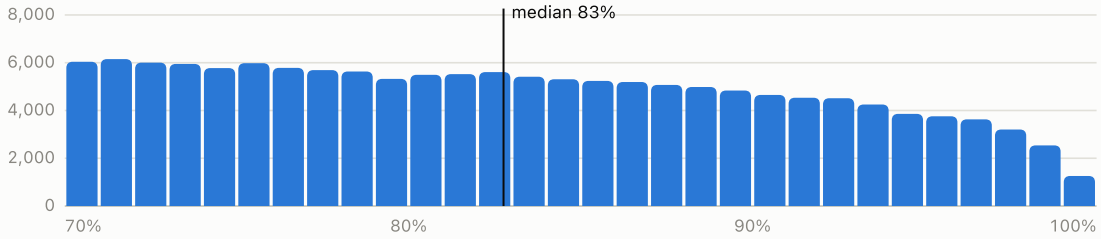


**Confidence range, 25 largest accounts**

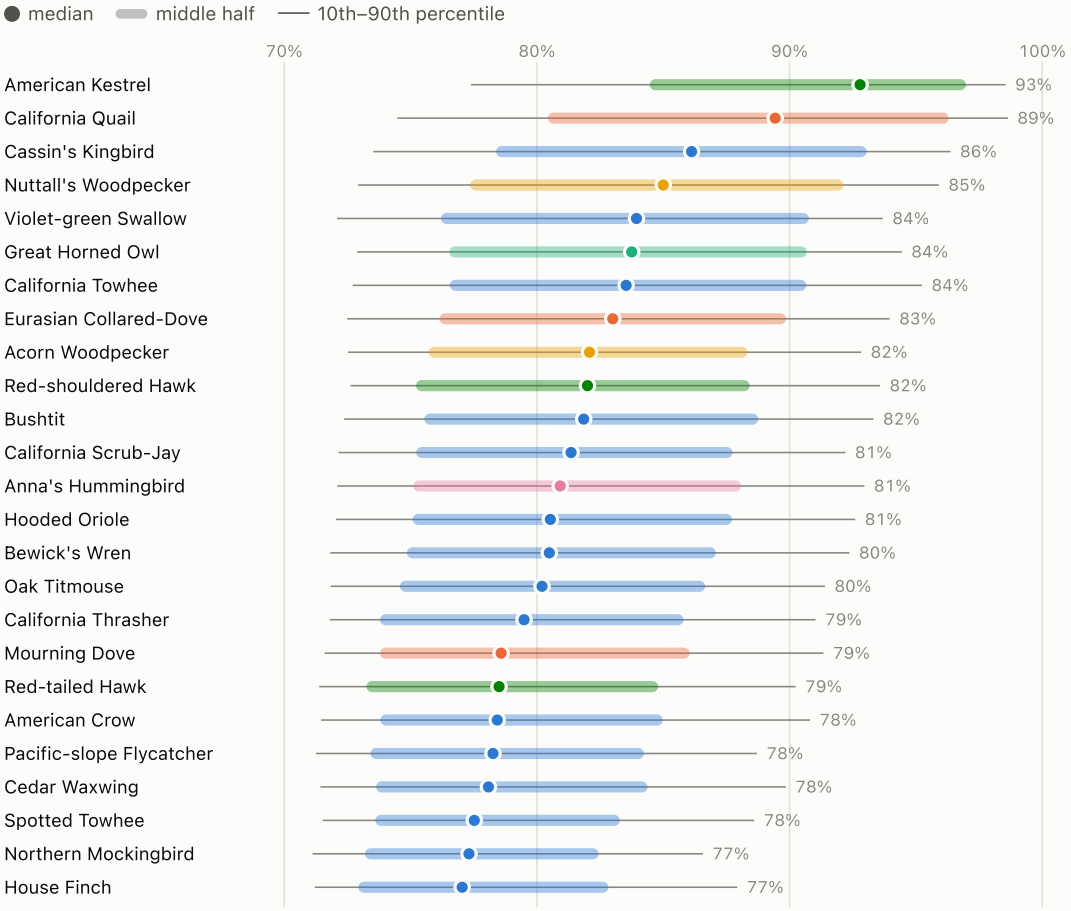

GROWTH

## Sales pipeline

BirdNET also logged 779,512 leads that scored below the 70% cutoff (tracked since Apr 6), so only 15.7% of hits converted to revenue. Accounts far above the diagonal are ones we keep almost closing. White-breasted Nuthatch generated 92,972 leads and 129 sales, which usually points to a sound-alike or a distant bird.

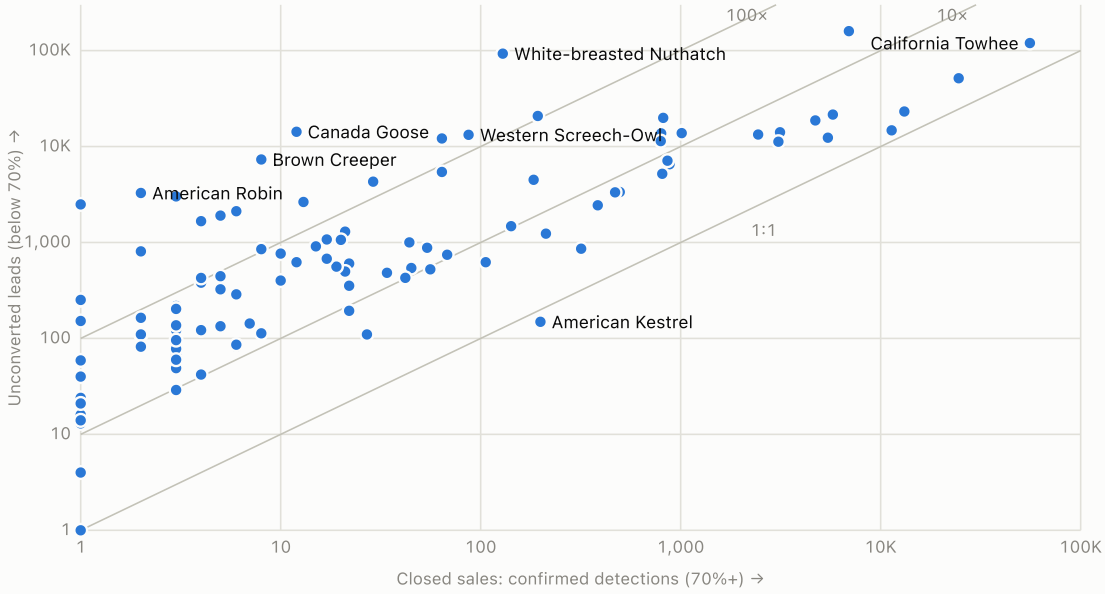

CULTURE

## Employee recognition

This year's award winners, chosen strictly by the numbers.

TOP EARNER

### California Towhee

55,745 detections, 38% of company revenue.

EARLY BIRD AWARD

### Mourning Dove

Clocks in a median 29 minutes before sunrise.

NIGHT SHIFT MVP

### Great Horned Owl

99% of its 5,446 detections came between dusk and dawn.

PERFECT(ISH) ATTENDANCE

### House Finch

Heard on 156 of 157 operating days. Shared with California Towhee and California Scrub-Jay.

HIGHEST AUDIT SCORE

### American Kestrel

Median confidence of 93%, the best of any account with 100+ detections.

BEST SINGLE DAY

### California Towhee

2,115 detections on Apr 26.

BIGGEST REVENUE GAIN

### California Scrub-Jay

5,779 in Q2, 18,777 in Q3.

MOST IMPROVED

### California Thrasher

From 8 detections in Q2 to 801 in Q3.

MOST LEADS, FEWEST CLOSES

### White-breasted Nuthatch

92,972 near misses, 129 confirmed: a 0.14% close rate.

NEWEST HIRE

### Golden-crowned Sparrow

Joined Sep 24, 2 days before year-end.

FAREWELL & THANK YOU

### Pacific-slope Flycatcher

1,012 detections before its last call on Jul 22.

CLAIM UNDER INVESTIGATION

### Clark's Nutcracker

1 detection at 85% confidence on Sep 9. Would be unusual at this address.

CONTROLS

## Contractors and unverified claims

41 species were billed five times or fewer. Most are legitimate short-term contractors: migrants passing through, or flocks flying over at night. A few, marked under review, are mountain, desert or marsh birds that would be surprising at this address. Internal audit recommends listening before paying them.



**Brant**
4 detections · best 82%

**Eurasian Wigeon**
4 detections · best 90%

**Red-winged Blackbird**
3 detections · best 77%

**MacGillivray's Warbler**
3 detections · best 82%

**Common Loon** under review
4 detections · best 84%

**Western Kingbird**
2 detections · best 79%

**Ash-throated Flycatcher**
3 detections · best 90%

**Northern Rough-winged Swallow**
3 detections · best 93%

**Least Bittern** under review
3 detections · best 89%

**Western Grebe**
2 detections · best 81%

**Costa's Hummingbird**
3 detections · best 80%

**White-headed Woodpecker** under review
1 detection · best 80%

**Hammond's Flycatcher**
2 detections · best 81%

**Bullock's Oriole**
3 detections · best 98%

**House Wren**
1 detection · best 89%

**Say's Phoebe**
5 detections · best 89%

**Common Nighthawk**
4 detections · best 76%

**Cassin's Finch** under review
1 detection · best 71%

**Black-throated Sparrow** under review
1 detection · best 72%

**Osprey**
3 detections · best 84%

**Wild Turkey**
1 detection · best 90%

**Brewer's Blackbird**
5 detections · best 83%

**Pine Siskin**
5 detections · best 80%

**Cactus Wren** under review
1 detection · best 71%

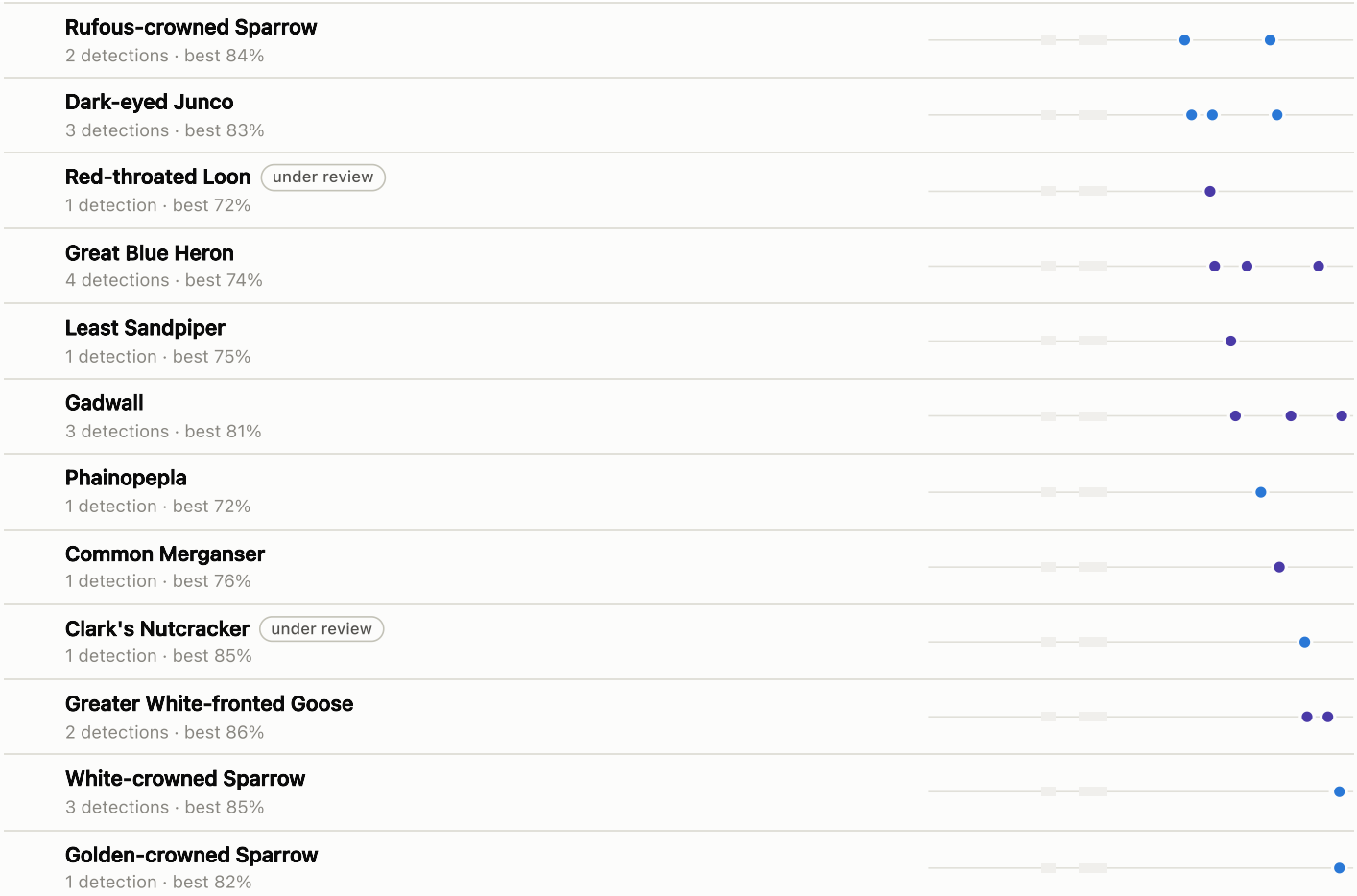


DISCLOSURES

## Risk factors

1. **Customer concentration.** Three species produced 63% of revenue. Our largest account, the California Towhee, fell 59% from Q2 (39,442) to Q3 (16,303).
2. **Infrastructure.** The company runs on a single Raspberry Pi 4B and one microphone. It was offline 20 of 177 days (11%).
3. **Identification risk.** Revenue is recognized by an algorithm. 41 species have five or fewer detections, and 9 are flagged as unusual for this location.
4. **Seasonality.** Revenue per operating day ranged from 1,257 in April to 726 in September. Several seasonal employees have already left.
5. **Key-species dependence.** 92% of overnight revenue (10 PM–4 AM) comes from one species, the Great Horned Owl.
6. **Unconverted leads.** 779,512 hits scored below the cutoff. Lowering the bar would raise revenue and lower quality; management has no plans to do so.

DISCLOSURES

## Outlook

1. **More winter staff.** White-crowned Sparrow (Sep 23) and Golden-crowned Sparrow (Sep 24) joined in the final week. More winter visitors typically follow in the fall.
2. **A quieter dawn.** Revenue per day peaked in April during the spring chorus. We expect mornings to stay calmer through winter.
3. **Continued Towhee dependence.** The California Towhee was heard on 156 of 157 operating days and shows no sign of leaving.
4. **Better uptime.** Management is targeting zero outages next year. The pi has not been consulted.

Forward-looking statements are not guarantees of future performance. Birds do what they want.

DIRECTORY

# Employee directory

The full personnel file for any of our 107 species.

## California Towhee *Melozone crissalis*

Songbird Group

| Revenue | Days on the job | Hire date | Last seen | Busiest hour |
|---|---|---|---|---|
| 55,745 | 156 | Apr 3 | Sep 26 | 5 AM–6 AM |
| #1 of 107 accounts | of 157 operating days | founding employee | year-end | 28% of its detections |

| Audit score |
|---|
| 84% |
| best 99.7% |

### Voice

**California Towhee**

Best clip · May 26, 8:41 AM · 100% confidence




### Through the year

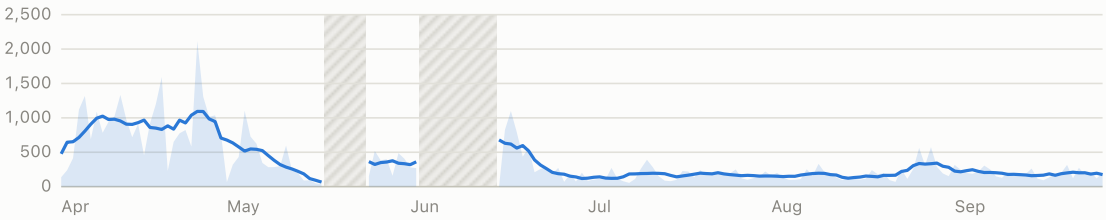


### Through the day

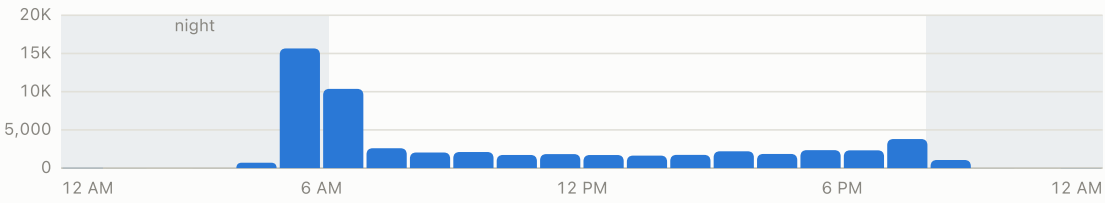


### Timesheet: every detection by date and hour

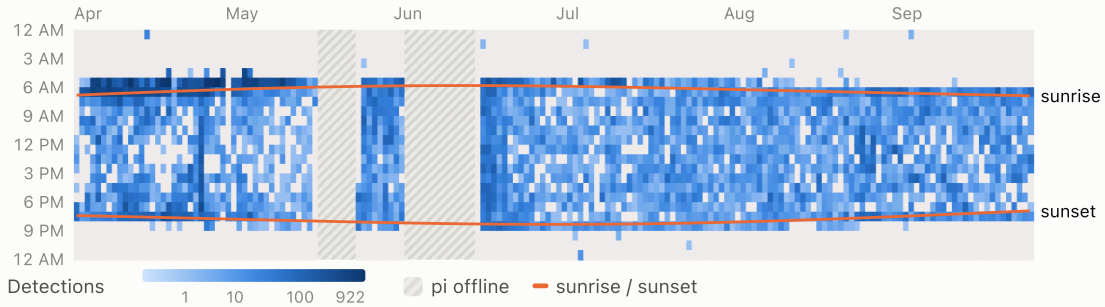


### Audit confidence

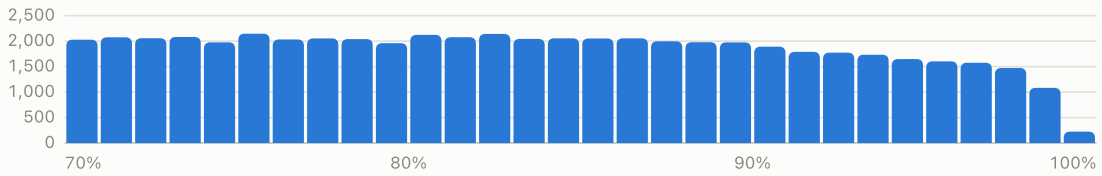


119,889 unconverted leads below 70% (since Apr 6). 19% of its detections came between dusk and dawn. Median clock-in: 28 min early relative to sunrise (154 mornings).

APPENDIX A

## Full roster

| Species | Revenue ↓ | Days | Hired | Last seen | Busiest hour | Audit score | Leads | Division |
|---|---|---|---|---|---|---|---|---|
| California Towhee | 55,745 | 156 | Apr 3 | Sep 26 | 5 AM | 84% | 119,889 | Songbird Group |
| California Scrub-Jay | 24,556 | 156 | Apr 3 | Sep 26 | 6 AM | 81% | 51,506 | Songbird Group |
| Cassin's Kingbird | 13,135 | 130 | Apr 4 | Sep 26 | 6 AM | 86% | 23,191 | Songbird Group |
| California Quail | 11,348 | 150 | Apr 3 | Sep 26 | 6 AM | 89% | 14,753 | Quail & Dove Holdings |
| House Finch | 6,936 | 156 | Apr 3 | Sep 26 | 11 AM | 77% | 159,571 | Songbird Group |
| Eurasian Collared-Dove | 5,767 | 140 | Apr 3 | Sep 21 | 7 AM | 83% | 21,540 | Quail & Dove Holdings |
| Great Horned Owl | 5,446 | 125 | Apr 3 | Sep 26 | 5 AM | 84% | 12,363 | Night Operations |
| Acorn Woodpecker | 4,713 | 154 | Apr 4 | Sep 26 | 8 PM | 82% | 18,714 | Woodpecker Construction |
| Oak Titmouse | 3,139 | 145 | Apr 3 | Sep 26 | 10 AM | 80% | 14,088 | Songbird Group |
| Bushtit | 3,081 | 147 | Apr 5 | Sep 26 | 4 PM | 82% | 11,230 | Songbird Group |
| Anna's Hummingbird | 2,440 | 153 | Apr 3 | Sep 26 | 7 AM | 81% | 13,344 | Hummingbird Aviation |
| Mourning Dove | 1,020 | 84 | Apr 3 | Sep 9 | 5 AM | 79% | 14,275 | Quail & Dove Holdings |
| Pacific-slope Flycatcher | 1,012 | 78 | Apr 5 | Jul 22 | 5 AM | 78% | 13,805 | Songbird Group |
| Hooded Oriole | 880 | 69 | Apr 18 | Sep 18 | 6 AM | 81% | 6,540 | Songbird Group |
| Bewick's Wren | 859 | 87 | Apr 3 | Sep 18 | 6 AM | 80% | 7,120 | Songbird Group |
| Cedar Waxwing | 818 | 132 | Apr 3 | Sep 26 | 6 PM | 78% | 19,903 | Songbird Group |
| California Thrasher | 809 | 69 | Apr 17 | Sep 26 | 6 AM | 79% | 5,200 | Songbird Group |
| Spotted Towhee | 799 | 88 | Apr 8 | Sep 26 | 8 PM | 78% | 13,715 | Songbird Group |
| American Crow | 795 | 71 | Apr 3 | Sep 22 | 6 AM | 78% | 11,397 | Songbird Group |
| Red-tailed Hawk | 496 | 67 | Apr 5 | Sep 26 | 4 PM | 79% | 3,357 | Raptor Security |
| Northern Mockingbird | 470 | 50 | May 11 | Sep 26 | 6 AM | 77% | 3,331 | Songbird Group |
| Nuttall's Woodpecker | 385 | 106 | Apr 13 | Sep 26 | 7 AM | 85% | 2,441 | Woodpecker Construction |
| Violet-green Swallow | 318 | 54 | Apr 3 | Jul 17 | 5 AM | 84% | 861 | Songbird Group |
| Red-shouldered Hawk | 212 | 53 | Apr 3 | Sep 26 | 1 PM | 82% | 1,236 | Raptor Security |
| American Kestrel | 199 | 26 | Apr 7 | Sep 26 | 6 AM | 93% | 149 | Raptor Security |
| American Goldfinch | 193 | 69 | Apr 4 | Sep 26 | 11 AM | 77% | 20,832 | Songbird Group |
| Lesser Goldfinch | 184 | 56 | Apr 4 | Sep 25 | 1 PM | 77% | 4,502 | Songbird Group |
| Barn Owl | 142 | 74 | Apr 7 | Sep 26 | 9 PM | 89% | 1,479 | Night Operations |
| White-breasted Nuthatch | 129 | 64 | Apr 9 | Sep 24 | 10 AM | 74% | 92,972 | Songbird Group |

| Species | Revenue ↓ | Days | Hired | Last seen | Busiest hour | Audit score | Leads | Division |
|---|---|---|---|---|---|---|---|---|
| Hutton's Vireo | 106 | 26 | Apr 9 | Sep 7 | 7 AM | 86% | 623 | Songbird Group |
| Western Screech-Owl | 87 | 44 | Apr 5 | Sep 20 | 4 AM | 78% | 13,252 | Night Operations |
| Black Phoebe | 68 | 32 | Apr 17 | Sep 26 | 6 PM | 78% | 745 | Songbird Group |
| European Starling | 64 | 39 | May 2 | Sep 22 | 6 PM | 75% | 5,434 | Songbird Group |
| House Sparrow | 64 | 26 | Apr 10 | Sep 23 | 9 AM | 74% | 12,140 | Songbird Group |
| Western Bluebird | 56 | 24 | Apr 9 | Sep 12 | 5 AM | 81% | 525 | Songbird Group |
| Whimbrel | 54 | 39 | Apr 4 | Sep 12 | 4 PM | 79% | 881 | Water & Shore Logistics |
| Caspian Tern | 45 | 26 | Apr 6 | Aug 28 | 10 PM | 79% | 542 | Water & Shore Logistics |
| Black-crowned Night-Heron | 44 | 34 | Apr 9 | Sep 25 | 8 PM | 81% | 1,002 | Water & Shore Logistics |
| Barn Swallow | 42 | 28 | Apr 13 | Sep 7 | 12 PM | 84% | 428 | Songbird Group |
| Orange-crowned Warbler | 34 | 12 | Apr 26 | Sep 22 | 7 AM | 76% | 483 | Songbird Group |
| Ring-necked Pheasant | 29 | 11 | Apr 12 | Jun 26 | 1 PM | 81% | 4,305 | Quail & Dove Holdings |
| Cooper's Hawk | 27 | 9 | May 25 | Sep 26 | 6 AM | 87% | 110 | Raptor Security |
| Belted Kingfisher | 22 | 18 | Apr 23 | Sep 19 | 7 AM | 82% | 354 | Water & Shore Logistics |
| Black-headed Grosbeak | 22 | 10 | Apr 17 | Aug 24 | 12 PM | 81% | 603 | Songbird Group |
| Wilson's Warbler | 22 | 5 | Apr 18 | May 6 | 7 AM | 75% | 194 | Songbird Group |
| Warbling Vireo | 21 | 12 | Apr 3 | Jul 27 | 12 PM | 74% | 1,297 | Songbird Group |
| Wrentit | 21 | 10 | May 15 | Aug 27 | 10 AM | 75% | 498 | Songbird Group |
| Purple Finch | 20 | 8 | Apr 3 | Sep 24 | 1 PM | 77% | 1,065 | Songbird Group |
| Killdeer | 19 | 13 | May 15 | Sep 14 | 7 AM | 76% | 560 | Water & Shore Logistics |
| Chestnut-backed Chickadee | 17 | 7 | Apr 16 | Aug 25 | 12 PM | 76% | 1,105 | Songbird Group |
| Green-winged Teal | 17 | 12 | Apr 4 | Jul 29 | 11 PM | 82% | 1,075 | Water & Shore Logistics |
| Western Tanager | 17 | 9 | Apr 17 | Sep 19 | 6 AM | 88% | 677 | Songbird Group |
| Canyon Wren | 15 | 13 | Apr 3 | Sep 8 | 3 PM | 79% | 911 | Songbird Group |
| Downy Woodpecker | 13 | 11 | Apr 8 | Aug 27 | 9 AM | 80% | 2,644 | Woodpecker Construction |
| Canada Goose | 12 | 11 | Apr 7 | Sep 18 | 10 AM | 74% | 14,254 | Water & Shore Logistics |
| Cliff Swallow | 12 | 10 | Apr 10 | Sep 3 | 6 PM | 80% | 623 | Songbird Group |
| Dunlin | 10 | 9 | May 29 | Sep 9 | 8 PM | 83% | 401 | Water & Shore Logistics |
| Red-breasted Nuthatch | 10 | 7 | May 11 | Sep 20 | 2 PM | 79% | 766 | Songbird Group |
| Brown Creeper | 8 | 8 | Jul 25 | Sep 5 | 8 AM | 77% | 7,331 | Songbird Group |
| Purple Martin | 8 | 8 | Jun 29 | Aug 6 | 5 PM | 76% | 852 | Songbird Group |
| Pygmy Nuthatch | 8 | 3 | Apr 5 | Apr 10 | 7 AM | 78% | 113 | Songbird Group |
| Northern Flicker | 7 | 2 | Jul 4 | Aug 13 | 8 AM | 78% | 143 | Woodpecker Construction |
| Black-bellied Plover | 6 | 6 | Jul 2 | Sep 18 | 3 PM | 80% | 288 | Water & Shore Logistics |
| Hairy Woodpecker | 6 | 4 | Apr 8 | Sep 1 | 7 AM | 79% | 82 | Woodpecker Construction |
| Mallard | 6 | 3 | Apr 24 | Sep 23 | 5 AM | 77% | 2,118 | Water & Shore Logistics |
| Rufous Hummingbird | 6 | 5 | Jun 30 | Sep 2 | 8 AM | 73% | 86 | Hummingbird Aviation |
| Brewer's Blackbird | 5 | 5 | Jul 12 | Aug 26 | 5 AM | 77% | 445 | Songbird Group |

| Species | Revenue ↓ | Days | Hired | Last seen | Busiest hour | Audit score | Leads | Division |
|---|---|---|---|---|---|---|---|---|
| Golden-crowned Kinglet | 5 | 5 | Apr 8 | Aug 2 | 1 AM | 77% | 1,906 | Songbird Group |
| Pine Siskin | 5 | 5 | Jul 15 | Sep 26 | 7 AM | 75% | 325 | Songbird Group |
| Say's Phoebe | 5 | 4 | Jul 2 | Sep 8 | 7 PM | 75% | 134 | Songbird Group |
| Brant | 4 | 4 | Apr 10 | May 11 | 11 AM | 76% | 381 | Water & Shore Logistics |
| Common Loon | 4 | 4 | Apr 18 | Sep 23 | 12 AM | 80% | 122 | Water & Shore Logistics |
| Common Nighthawk | 4 | 4 | Jul 3 | Aug 8 | 10 AM | 74% | 427 | Night Operations |
| Eurasian Wigeon | 4 | 3 | Apr 11 | Sep 22 | 5 PM | 81% | 1,668 | Water & Shore Logistics |
| Great Blue Heron | 4 | 3 | Aug 1 | Sep 15 | 4 PM | 74% | 42 | Water & Shore Logistics |
| Ash-throated Flycatcher | 3 | 1 | Apr 20 | Apr 20 | 7 AM | 89% | 218 | Songbird Group |
| Bullock's Oriole | 3 | 2 | Jun 17 | Aug 2 | 8 AM | 79% | 69 | Songbird Group |
| Costa's Hummingbird | 3 | 3 | May 1 | Jun 30 | 5 AM | 76% | 68 | Hummingbird Aviation |
| Dark-eyed Junco | 3 | 3 | Jul 22 | Aug 28 | 8 AM | 71% | 204 | Songbird Group |
| Gadwall | 3 | 3 | Aug 10 | Sep 25 | 6 AM | 72% | 49 | Water & Shore Logistics |
| Greater Yellowlegs | 3 | 3 | Apr 8 | Sep 26 | 6 AM | 78% | 78 | Water & Shore Logistics |
| Least Bittern | 3 | 3 | Apr 27 | Aug 16 | 2 PM | 78% | 60 | Water & Shore Logistics |
| MacGillivray's Warbler | 3 | 1 | Apr 17 | Apr 17 | 4 PM | 77% | 203 | Songbird Group |
| Northern Rough-winged Swallow | 3 | 2 | Apr 23 | May 30 | 4 PM | 84% | 122 | Songbird Group |
| Osprey | 3 | 3 | Jul 9 | Aug 16 | 11 AM | 76% | 29 | Raptor Security |
| Red-winged Blackbird | 3 | 3 | Apr 14 | Jun 2 | 6 AM | 75% | 3,021 | Songbird Group |
| Rock Wren | 3 | 2 | Apr 3 | Sep 26 | 9 AM | 76% | 137 | Songbird Group |
| White-crowned Sparrow | 3 | 2 | Sep 23 | Sep 24 | 6 AM | 77% | 96 | Songbird Group |
| American Robin | 2 | 1 | Apr 4 | Apr 4 | 6 PM | 77% | 3,281 | Songbird Group |
| Greater White-fronted Goose | 2 | 2 | Sep 10 | Sep 19 | 6 AM | 83% | 108 | Water & Shore Logistics |
| Hammond's Flycatcher | 2 | 2 | May 9 | Aug 3 | 4 PM | 77% | 808 | Songbird Group |
| Rufous-crowned Sparrow | 2 | 2 | Jul 19 | Aug 25 | 6 AM | 78% | 164 | Songbird Group |
| Western Grebe | 2 | 2 | Apr 28 | May 30 | 12 AM | 76% | 110 | Water & Shore Logistics |
| Western Kingbird | 2 | 2 | Apr 19 | Apr 24 | 7 AM | 75% | 82 | Songbird Group |
| Black-throated Gray Warbler | 1 | 1 | Apr 4 | Apr 4 | 7 AM | 89% | 251 | Songbird Group |
| Black-throated Sparrow | 1 | 1 | Jul 7 | Jul 7 | 3 PM | 72% | 24 | Songbird Group |
| Cactus Wren | 1 | 1 | Jul 19 | Jul 19 | 3 PM | 71% | 252 | Songbird Group |
| Cassin's Finch | 1 | 1 | Jul 6 | Jul 6 | 8 AM | 71% | 59 | Songbird Group |
| Clark's Nutcracker | 1 | 1 | Sep 9 | Sep 9 | 2 PM | 85% | 16 | Songbird Group |
| Common Merganser | 1 | 1 | Aug 29 | Aug 29 | 4 PM | 76% | 1 | Water & Shore Logistics |
| Golden-crowned Sparrow | 1 | 1 | Sep 24 | Sep 24 | 8 AM | 82% | 4 | Songbird Group |
| House Wren | 1 | 1 | Jun 21 | Jun 21 | 4 PM | 89% | 2,494 | Songbird Group |
| Least Sandpiper | 1 | 1 | Aug 8 | Aug 8 | 12 PM | 75% | 13 | Water & Shore Logistics |
| Phainopepla | 1 | 1 | Aug 21 | Aug 21 | 6 PM | 72% | 14 | Songbird Group |
| Red-throated Loon | 1 | 1 | Jul 30 | Jul 30 | 8 PM | 72% | 21 | Water & Shore Logistics |

| Species | Revenue ↓ | Days | Hired | Last seen | Busiest hour | Audit score | Leads | Division |
|---|---|---|---|---|---|---|---|---|
| White-headed Woodpecker | 1 | 1 | May 3 | May 3 | 10 AM | 80% | 40 | Woodpecker Construction |
| Wild Turkey | 1 | 1 | Jul 10 | Jul 10 | 7 AM | 90% | 152 | Quail & Dove Holdings |

APPENDIX B

## Independent auditor's report

**To the shareholders of BirdNirds, Inc.**

**Opinion.** We have audited the detection records of BirdNirds, Inc. for the fiscal year ended Sep 26, 2026. In our opinion, except for the matters described below, the records present fairly, in all material respects, what the microphone heard.

**Basis for qualified opinion.** (1) The company was offline for 20 days, and no revenue could be recognized during that time. (2) 41 species were recognized five or fewer times; several, including a Clark's Nutcracker and a White-headed Woodpecker, would be unusual at this location and may be sound-alikes. (3) Revenue was recognized only at confidence of 0.70 or higher; 779,512 lower-scoring hits were excluded.

**Responsibilities.** Management is responsible for the microphone. The birds are responsible for everything else.

*BirdNET GLOBAL 6K v2.4, Certified Public Algorithm · Sensitivity 1.25 · Sep 26, 2026*

BirdNirds, Inc. is not a real company, NIRD is not a real stock and nobody is getting a dividend. The birds and the numbers are real.

Source: birds.db from the BirdNET-Pi station, snapshot 2026-09-26 23:32. Model BirdNET GLOBAL 6K v2.4, confidence cutoff 0.70, sensitivity 1.25.

Sunrise and sunset are calculated for the station's location. Divisions, titles, awards and "under review" flags are editorial inventions for this report; they don't come from BirdNET. "Near misses" are BirdNET's daily tallies of hits below the confidence cutoff.